

VOLVO 9600

Next step in luxury

Volvo Buses. Driving quality of life





The next step in

LUXURY AND COMFORT

Designed for Luxury and comfort the all-new Volvo 9600 is all about luxury. Your passengers will enjoy travelling in the highest comfort and style, while you benefit from the convenience of a smooth ownership experience. Already from afar the Volvo 9600 radiates attitude, elegance and safety. The premium feel is equally strong on the inside. Superior choice of materials, finely crafted details and trim, comfortable seats, and a very relaxing ambience. Truly a next step in luxury & comfort.

A new design beyond styling

The moment you meet the Volvo 9600 you feel this coach is special. This coach is built for a luxurious travel experience. The elegance and the attractive details really catch the eye. The distinctive V-shaped headlights complemented by the exterior body design, add a sense of grandeur. The vehicle's inner gradient theatre floor gives every passenger excellent visibility in the seater coach, and the spacious berths in the sleeper coach ensure a comfortable travel experience. Part of the relaxing ambience for an enjoyable journey.

More than meets the eye

A holistic design philosophy is the secret behind the distinctive personality of the new Volvo 9600. The coach is designed to express comfort and luxury, but functionality and performance are never compromised. The obvious elegance comes from the fact that everything you see is there for a reason.

Outstanding aerodynamics

The new front of the Volvo 9600 has a distinct and powerful expression. But every single line and surface is part of an aerodynamic masterpiece. An undisturbed flow with a minimum of turbulence results in reduced noise, increased stability and a fuel-saving reduction in air resistance.

Designed for driver performance

Our design fundamentals are also clearly visible in the driver's environment. A pleasantly curved dashboard where everything is in the right place creates a calm and clean space, and a premium driver's seat creates a perfect workplace.



For your most demanding passengers

Your passengers expect a premium experience and the new Volvo 9600 will definitely meet their expectations. Excellent comfort, low noise and perfect climate. The coach is available in both sleeper and seater variants. Let the Volvo 9600 be the new flagship of your fleet.

Supreme passenger comfort

Your most demanding passengers are comfortably seated, surrounded by carefully selected materials and elegant trim in a perfect climate. The Volvo 9600 also offers unique visibility thanks to its wide panoramic windows.

Driver performance

The all-new driver's environment is a first-class experience. With the all new curved dashboard, where everything is in the right place, creates a calm and clean space, and a premium driver's seat creates a perfect workplace.

Uptime

Your coach's uptime is the key to profitability. With Volvo you have a range of services, keeping your coach on the road and adding to your productivity

New front structure

The front structure is now even further enhanced. In the event of a collision the front framework can absorb more energy and covers a wider spectrum of impact angles and heights.

Fuel efficiency

The well-proven Volvo D8K engine is highly fuel efficient, with a power output of 260 kW delivering outstanding torque and drivability.

Connected to your coach

Through state of the art telematics system, you have access to our connected services. With your new Volvo coach, stay connected to your business no matter where you are.



Your passengers' FIRST CHOICE

A unique interior

This is the coach for the most demanding passengers. They are comfortably seated, surrounded by carefully selected materials, elegant trim and harmonic color schemes. The Volvo 9600 offers unique visibility, thanks to its panoramic windows and the gradient theatre floor. The interiors of the sleeper coach are uniquely designed to offer a comfortable long distance travel experience. Ensuring your passengers choose this coach for their perfect journey.

Your favourite seat

Comfortable and stylish design with a wide range of adjustments ensures everyone can find a perfect seating position. The overhead compartment in seater variant is finished with elegant trim to enhance the premium feel. Every berth in the sleeper variant has a spacious head room and space to keep personal belongings.



DRIVER PERFORMANCE

DRIVING IN STYLE

Superior driver ergonomics

Take your seat in the all-new driver environment and you feel it right away: the clean layout, curved around you to support an ergonomic working environment. Enjoy the elegant trim, and the air suspended seat including forward and reverse movement with adjustable headrest, for a truly premium experience.

Advanced driver assistance

Superior safety is integrated into every aspect of the new Volvo 9600. The unique Electronic Vehicle Stability Control (EVSC) increases stability at higher speeds.

Braking Efficiency


Enjoy enhanced stability and control with Electronic braking system including ABS, Hill Start aid, integrated hydrodynamic retarder and Electronic Vehicle Stability Control (EVSC).

Driver comfort

Designed for driver comfort and convenience, with an ergonomically positioned driver console for easy accessibility. It is also equipped with a full length retractable type sun visor, quick access tray and an illuminated cabin for a relaxing driving experience.


Driver performance

Invest in driver performance, Hydraulic power assisted steering, heated and electrically operated three-piece rearview mirror complemented by rear view camera with a 7" screen, for enhanced driver visibility.



IN VOLVO SAFETY

Relax in VOLVO SAFETY



We put SAFETY FIRST

The new Volvo 9600 comes with a unique package of systems for driver and passenger safety. With Electronic Vehicle Stability Control (EVSC), ABS and Hydraulic power assisted steering, Volvo bus drivers can ensure a smooth and safe travel. Emergency exit door, FDSS, Panic buttons, Fire extinguishers and roof hatches ensure uncompromised passenger safety.



Seater and Sleeper

VOLVO 9600 COACH 15_m

Volvo 9600 15m multi axle luxury coach is available with 55 spacious seats and 40 sleeper berths. While this coach is the next step in luxury, it also ensures a smooth ownership experience. With a spacious luggage capacity of 15.1 m³ and 8.5 m³ in seater and sleeper variants respectively, this coach is perfect for long distance intercity travel.



Seater and Sleeper

VOLVO 9600 COACH 13.5_m

The luxurious Volvo 9600 13.5m single axle coach comes with 47 spacious seats and 34 sleeper berths. This coach is not only the next step in luxury for passengers but is also designed for an optimum driver performance. It has a spacious luggage capacity of 13.6 m³ and 7.6 m³ in seater and sleeper variants respectively.



Seater

VOLVO 9600 COACH 12.2_m

The Volvo 9600 12.2m single axle coach has a contemporary design and comes equipped with 43 spacious seats. This coach radiates elegance and safety and is designed to give your passengers most comfortable experience. With a spacious luggage capacity of 11.1 m³, this coach is truly more than what meets the eye.



FACTS AND FIGURES

Dimensions & weight	12.2 m	13.5 m	15 m
Length (mm)	12200	13500	15000
Height (mm)	3800	3800 (Seater) and 4000 (Sleeper)	
Width (mm)	2600	2600	
Wheelbase (mm)	6200	7200	8350
Permitted GVW* (kg)	18000	19000	22200

**GVW: Gross Vehicle Weight*

Powertrain	12.2 m	13.5 m	15 m
Emission Standard	BSVI		
Diesel Engine	D8K6300 Common rail direct injection		D8K6350 Common rail direct injection
Output (kW)	221 (296 hp) @ 2200rpm		258 (346 hp) @ 2200rpm
Torque (Nm)	1200 at 1200-1600 rpm		1350 at 1200-1600 rpm
Transmission	Synchromesh manual gearbox (6F & 1R)*		I-Shift automated manual gearbox (12F & 4R)*

**Available with integrated hydrodynamic retarder*

Luggage capacity	12.2m	13.5 m	15 m
Seater (m ³)	11.1	13.6	15.1
Sleeper (m ³)		7.6	8.5

Tanks	12.2m	13.5 m	15 m
Diesel (L)	450	540	
AdBlue (L)	50		

Axles, suspensions & steering	12.2m	13.5 m	15 m
Front axle	Rigid and steerable		
Rear axle	Single reduction hypoid axle		
Tag Axle	NA	Rigid and steerable	
Suspension	Full air suspension with electronic control		
Power steering	Hydraulic power assisted steering		
Tyres	295/80 R 22.5, 18 PR, Tubeless radial		



Brakes	Electronic braking system (EBS) including Anti-lock braking system (ABS), Hill start aid and Electronic Vehicle Stability Control (EVSC)
Emergency panic buttons at every 2 meters (LHS & RHS)	
Self illuminating emergency decals	
Emergency lighting and hooter	<i>*LHS: Left Hand Side; *RHS: Right Hand Side</i>

Premium pushback seats
Elegant trim and harmonic colour schemes
Theatre type saloon
Individual USB charging ports
Individual AC louvers and reading lights


Spacious and comfortable berths with back support and privacy curtains
Storage shelves
Children friendly soft- touch handles, ladders and restrainers without any metal surface exposed
Flat floor saloon
Individual USB charging ports
Individual AC louvers and reading lights

Passenger capacity	12.2 m	13.5 m	15 m
Seating capacity (2x2)	43+ 1 (D) +1 (CD) Without calf support	47 + 1(D) + 1(CD) without calf support	55 + 1(D) + 1(CD) without calf support
Sleeper berths capacity (2x1)	39+ 1 (D) +1 (CD) Without calf support	43 + 1(D) + 1(CD) with 'calf support	51 + 1(D) + 1(CD) with calf support
		34 berths+1(D)+1(CD) (2 levels)	40 berths+1(D)+1(CD) (2 levels)

D: Driver; CD: Co-driver

Driver's experience
Ergonomically placed switches/controls with everything within convenient reach
Coupled with stylish ergonomical designed air suspension seat including forward & reverse movement with adjustable head rest
Full length retractable type sun visor provided on front windshield area
Rear view camera with 7" TFT monitor

Exteriors and interiors	
Body type	Galvanised tubular structure with anti -corrosive paint
Passenger door type	Inswing type pneumatic door
Headlights	Signature V shaped lights with DRL
Saloon type (Seater)	Theatre type with sunken gangway
Saloon type (Sleeper)	Flat floor
Side windows	Pasted toughened with tint



The new Volvo 9600 is equipped with a tried and tested, powerful and fuel efficient Volvo D8K 8-litre engine.



Volvo Buses. Driving quality of life



V O L V O

Volvo Bus India

Hosakote, Bangalore
www.volvobuses.com/in
VolvoBusIndia@VOLVO.IN